

SF 40

Technical Details

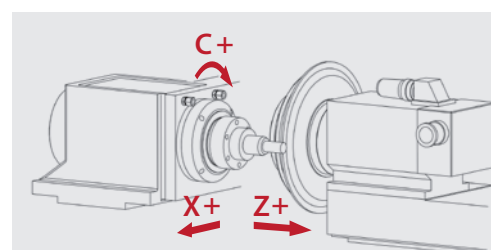
Technical Data SF 40

Travels of axes	X-axis	450 mm
	Z-axis	250 mm
Resolution (indirect)	X, Z-axis	0.001 mm
	C-axis	0.001°
Resolution (direct optional)	X / Z-axis	0.0001 mm
Axis drives	X, Z-axis	2.4 kN
	Rapid travel speeds X / Z	15 / 30 m/min.
Grinding spindle	Motorized spindle dia x length	140 x 300 mm
	Power S6	14 kW / 170 Hz
	Torque infinitely	up to 7,500 min ⁻¹ / 250 Hz
	Torque const.	27 Nm up to 5,000 min ⁻¹
	Grinding wheel dia max.	350 mm
	Cutting speed	<140 m/s
Workpiece spindle (C-axis)	Internal taper	ISO-50
	Speed max.	3,000 min ⁻¹
	Torque max.	28 Nm
Machine	Total connected load	25 kVA
	Supply voltage / frequency	400 V / 50 Hz
	Dimensions W x L x H	1,900 x 1,900 x 1,900mm
	Weight	ca. 4 t

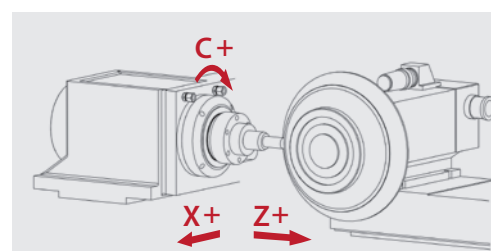
Workpiece dimensions (measuring from taper zero line ISO 50)

Manual loading	Dia	5 to 32 mm
	Length	70 to 320 mm
Workpiece loading (Chain type loader)	Dia	5 to 22 mm
	Length	50 to 150 mm
Workpiece loading (Hopper type loader)	Dia	5 to 25 mm
	Length	40 to 460 mm

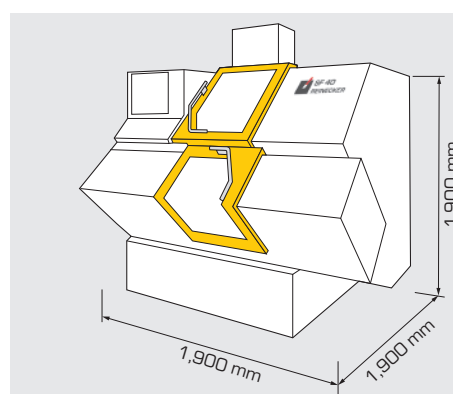
Kinematic (parallel arrangement)



Kinematic (rectangular arrangement)



Dimensions [in mm]



Ulmer Werkzeugschleiftechnik GmbH & Co.KG

August-Nagel-Str. 9
89079 Ulm-Eisingen
www.werkzeugschleifen.de

ULMER
WERKZEUGSCHLEIFTECHNIK